

2000 U.S. Census Data - Report 8

Education and Disabilities

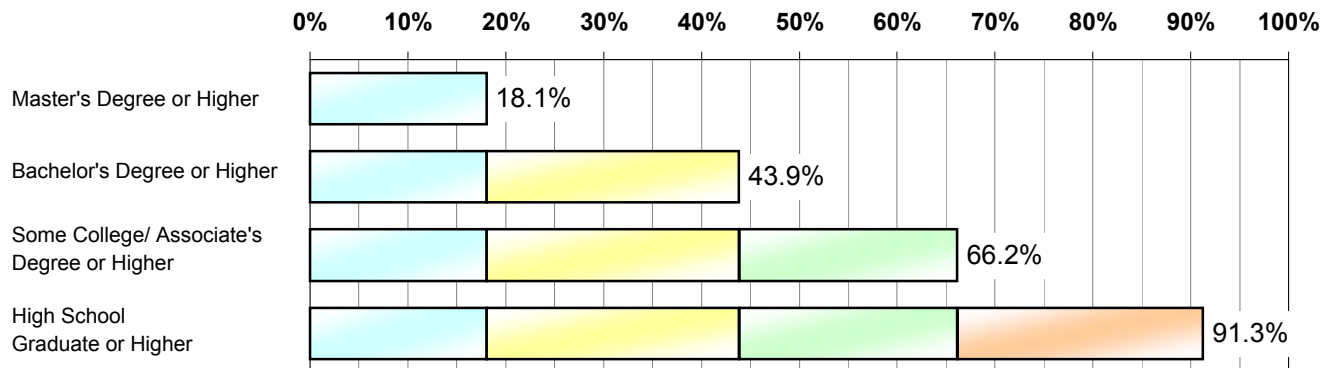
Cluster: 66
Vicariate: Delaware

FS#: 2175

Parish: **St. Thomas the Apostle**

How educated are the people of this area?






Share of Population Attaining Educational Level



Total Population (Age 25+)

9,739

Highest Level of Education Attained

Master's/Doctorate/Professional degree		1,759
Bachelor's degree		2,518
Some college or associate degree		2,167
High school graduate		2,451
Less than high school graduate		842

How many people have disabilities?

Population

Pct.

Total Population (Non-Institutionalized, Age 5+)

13,832 100.0%

Number of People with Disabilities, by Type

Sensory	259	1.9%
blindness, deafness, severe vision/hearing impairment		
Physical	505	3.7%
condition substantially limiting one or more basic physical activities, such as walking, climbing stairs, reaching, lifting or carrying		
Mental	706	5.1%
difficulty in learning, remembering or concentrating		
Self-care	228	1.6%
difficulty in dressing, bathing, or getting around inside the home		
Going Outside the Home (Age 16+)	786	5.7%
difficulty in going outside the home alone to shop or visit the doctor		
Employment (Age 16-64)	907	6.6%
difficulty in working at a job or business		