

2000 U.S. Census Data - Report 8

Education and Disabilities

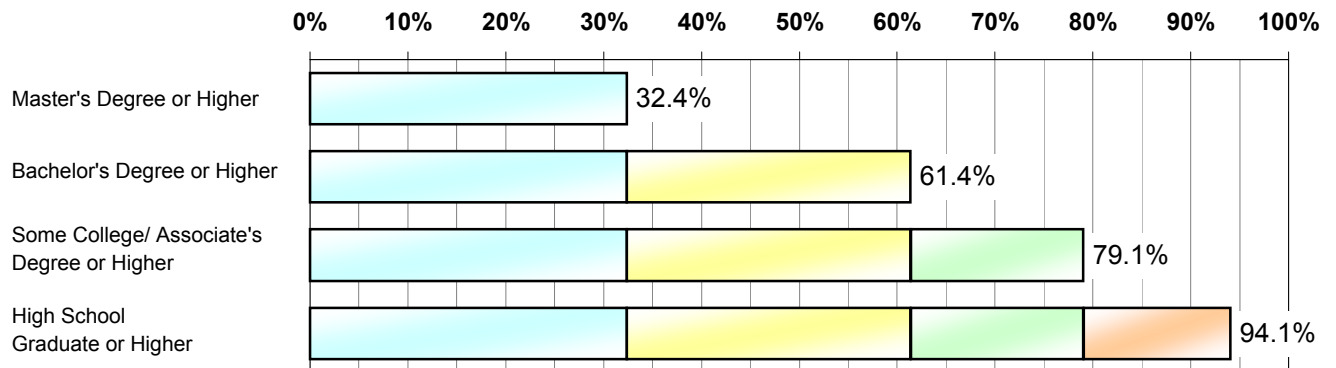
Cluster: 70
Vicariate: Montgomery

FS#: 2610

Parish: **Presentation B.V.M.**

How educated are the people of this area?






Share of Population Attaining Educational Level



Total Population (Age 25+)

5,178

Highest Level of Education Attained

Master's/Doctorate/Professional degree		1,676
Bachelor's degree		1,504
Some college or associate degree		915
High school graduate		777
Less than high school graduate		307

How many people have disabilities?

Population

Total Population (Non-Institutionalized, Age 5+)

#	Pct.
6,575	100.0%

Number of People with Disabilities, by Type

Sensory blindness, deafness, severe vision/hearing impairment	151	2.3%
Physical condition substantially limiting one or more basic physical activities, such as walking, climbing stairs, reaching, lifting or carrying	319	4.9%
Mental difficulty in learning, remembering or concentrating	208	3.2%
Self-care difficulty in dressing, bathing, or getting around inside the home	117	1.8%
Going Outside the Home (Age 16+) difficulty in going outside the home alone to shop or visit the doctor	273	4.2%
Employment (Age 16-64) difficulty in working at a job or business	345	5.2%